


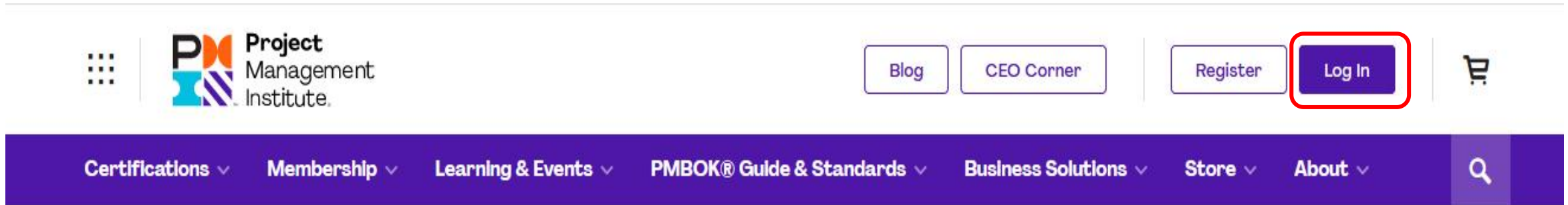
课程或培训PDU申报指导
Course and Training
PDU Reporting Guidance



教育类：课程或者培训（包括现场参与/虚拟的课堂/正式的培训） Education: Course and Training

与其他专业人士或导师进行有主题的讨论可以通过此类进行申报，此类 PDU 数量没有限制。申报具体操作流程如下

1. 打开www.pmi.org网站，请点击右上角的《Log in》登陆



2. 输入用户名和密码，点击《Log in》



Log In

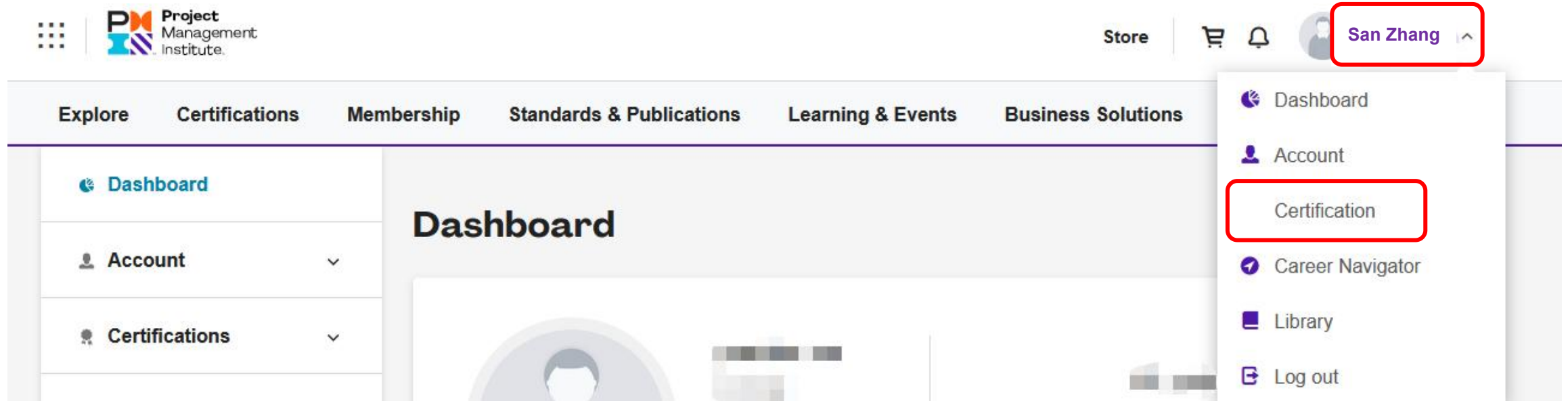
Username [Forgot Username?](#)

Password [Forgot Password?](#)

LOG IN

[Don't have an account? Register now](#)

3. 请点击右上角您的英文名字，下拉菜单中的《Certification》



4. 请点击《Report PDUs》

← Certifications

My Certifications

My Certifications

PMP®
In good standing ?

[View Certificate](#) [Report PDUs](#)

Congratulations on earning your certification. You're ready to meet the demands of projects and employers across the globe and PMI is here to support you throughout your career.

	Renewal Deadline	Credential #	Originally Earned
	24 March 2021		

[Show PDU Details](#) ▾

Education ⓘ

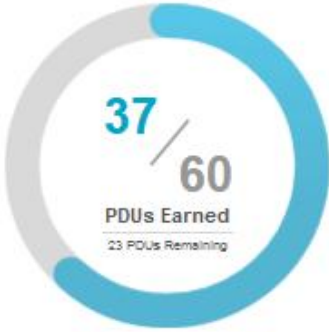
37/35 Required PDUs

37 Complete

Giving Back ⓘ

0/25 Optional PDUs

0 Complete Limit 25















Report PDUs

5. 请点击 《Informal Learning》

Education

Learning activities that allow you to broaden your knowledge in one of the PMI Talent Triangle skill areas: Technical, Leadership, or Strategic and Business Management.

-  **PDU Claim Code** 
PMI, R.E.P. or Chapter provided 10 digit code
[I have a claim code](#)
-  **Course or Training** 
In person or virtual classes, formal education
-  **Organization Meetings** 
Chapter, company, or professional meetings limited to 2 PDUs
-  **Online or Digital Media** 
Pre-recorded Webinars, Podcasts, digital recordings
-  **Read** 
Books, articles, blogs
-  **Informal Learning** 
Structured discussions with other professionals or mentors

6. 填写该课程的相关信息, Optional为选填项

Course or Training

Provider ②	<input type="text" value="Provider Name or ID"/>	请依次填写课程组织方名称/课程名称/课程发生的起始日期
Course ②	<input type="text" value="Course Name or ID"/>	
Description ② (optional)	<div style="border: 2px solid red; border-radius: 15px; padding: 20px; text-align: center;">此可选项可以不填</div> <p style="text-align: right; font-size: small;">0 / 5000 characters</p>	
Date Started	<input type="text" value="MM/DD/YYYY"/>	
Date Completed	<input type="text" value="MM/DD/YYYY"/>	

URL
(optional)

Contact Person
(optional)

Contact Phone
(optional)

Contact Email
(optional)

选填项

根据学习的内容将PDU对应能力类型，可以只分配到一以分配到三类，例如：此课12个PDU，其中内容涉及工3个/影响力技能类5个/商业个，总数12个PDU

PDU Claimed ⓘ

PMP®

Ways of Working ⓘ

3.00



Power Skills ⓘ

5.00



Business Acumen ⓘ

4.00



Total PDUs

12.00



By submitting this claim, I attest that the information I have provided is correct. I understand that any misrepresentation or incorrect information provided may result in disciplinary action, including suspension or revocation of my PMI certification and/or credential.

I agree this claim is accurate.

Submit

最后，勾选-我同意如上申报是准确的，点击《Submit》提交

7. 查看PDU申报情况，请点击上方《PDUs》的《Claim History》

The screenshot shows the PMI PMP® dashboard navigation menu with 'PDUs' selected. The 'Claim History' option is highlighted in the dropdown menu. Below the menu is a table with the following columns: Date Completed, Activity, Status, Claim ID, PDUs Claimed, PDUs Approved, and PDUs Applied. The table contains two rows of data, both with a status of 'Approved'.

Date Completed	Activity	Status	Claim ID	PDUs Claimed	PDUs Approved	PDUs Applied
18 Feb 2019		Approved				
24 Jan 2019		Approved				

以PDUs Applied 这栏的数量为最终申报成功的数量

备注：如果此处 PDUs Applied 里的 PDU 数量和你所申报的不一致，说明有部分 PDU 不符合条件，例如：在过短的时间里申报了过多的 PDU，一般一天最多对应 8 个 PDU，建议拆分申报。

欢迎更多交流



[010 8429 9288](tel:01084299288)



Chinaoffice@pmi.org



www.pmi.org



www.chinapmi.org



THANK YOU

