


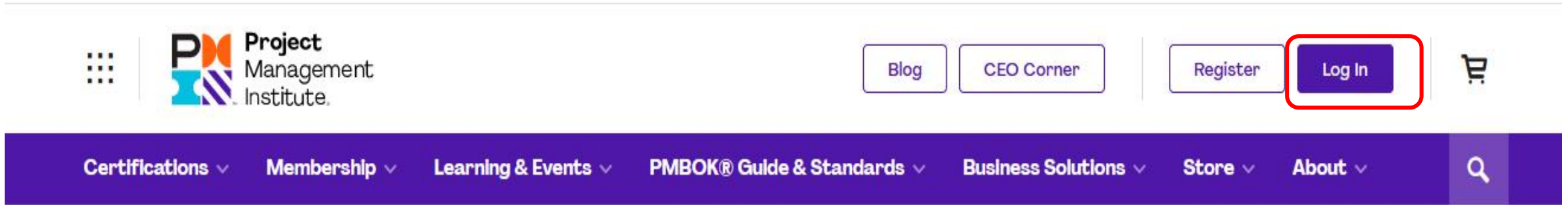
工作经验PDU申报指导 WORK AS A PRACTITIONER PDU REPORTING GUIDANCE



工作经验PDU申报

一直从事项目管理相关工作，此类申报PDU不能超过8个，申报流程如下，如在申报的过程中遇到任何问题，可以致电PMI中国客服热线 010 84299288

1. 打开www.pmi.org网站，点击Log in 登陆



2. 点击Log in, 输入用户名和密码



Log In 请填写用户名和密码, 点击LOG IN登陆。

Username [Forgot Username?](#)

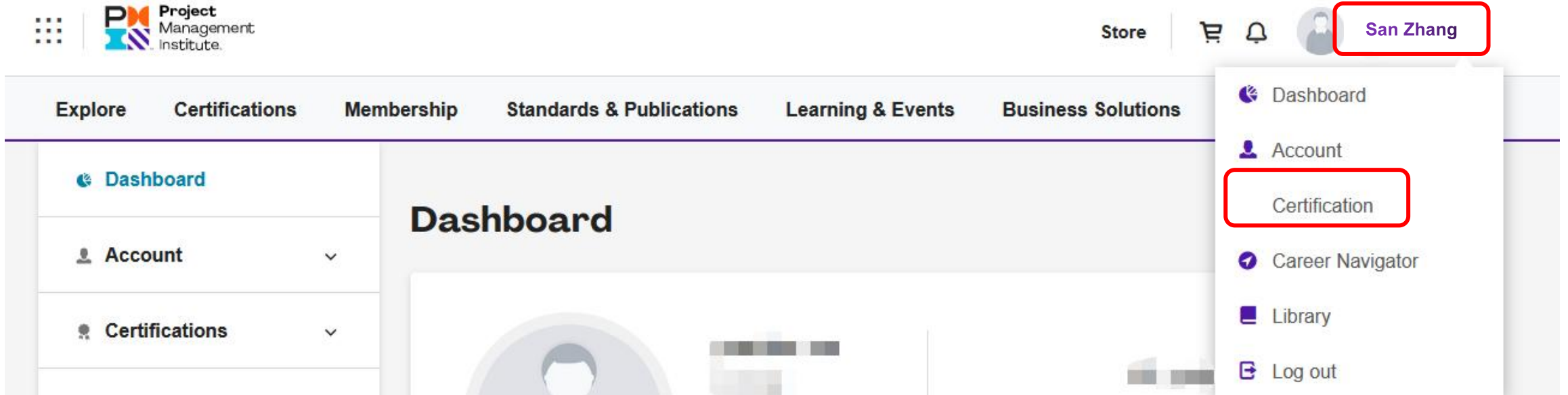
Password [Forgot Password?](#)

LOG IN

[Don't have an account? Register now](#)

点击

3. 请点击右上角您的英文名字，下拉菜单中的《Certification》



4. 点击《Report PDUs》

The screenshot displays the 'My Certifications' page for a PMP® certification. The page is divided into a left sidebar and a main content area. The sidebar contains a 'Certifications' header and a 'My Certifications' link with a ribbon icon. The main content area features a 'My Certifications' title, a 'PMP®' badge with 'In good standing' status, and two buttons: 'View Certificate' and 'Report PDUs'. The 'Report PDUs' button is highlighted with a red rectangular box. Below the buttons, a congratulatory message is displayed. A circular progress indicator shows 37 PDU's Earned out of a total of 60, with 23 PDU's Remaining. A 'Report PDUs' button is located below this indicator. To the right, a table lists 'Renewal Deadline' (24 March 2021), 'Credential #' (blank), and 'Originally Earned' (24 March 2012). Below the table is a 'Show PDU Details' link. The 'Education' section shows a progress bar for '37/65 Required PDU's' with '37 Complete'. The 'Giving Back' section shows a progress bar for '0/25 Optional PDU's' with '0 Complete' and a 'Limit 25' note.

← Certifications

My Certifications

My Certifications

PMP®
In good standing ⓘ

[View Certificate](#) [Report PDUs](#)

Congratulations on earning your certification. You're ready to meet the demands of projects and employers across the globe and PMI is here to support you throughout your career.

Renewal Deadline	Credential #	Originally Earned
24 March 2021		24 March 2012

[Show PDU Details](#) v

Education ⓘ

37/65 Required PDU's

37 Complete

Giving Back ⓘ

0/25 Optional PDU's

0 Complete Limit 25

37 / 60
PDU's Earned
23 PDU's Remaining

[Report PDUs](#)

5. 选择《Work as a Practitioner》进行申报

Education

Learning activities that allow you to broaden your knowledge in one of the PMI Talent Triangle skill areas: Technical, Leadership, or Strategic and Business Management.

- PDU Claim Code** ⓘ
PMI, R.E.P. or Chapter provided 10 digit code
[I have a claim code](#)
- Course or Training** ⓘ
In person or virtual classes, formal education
- Organization Meetings** ⓘ
Chapter, company, or professional meetings limited to 2 PDUs
- Online or Digital Media** ⓘ
Pre-recorded Webinars, Podcasts, digital recordings
- Read** ⓘ
Books, articles, blogs
- Informal Learning** ⓘ
Structured discussions with other professionals or mentors

Giving Back

Activities that enable you to share and apply your knowledge and skills as a means to contribute to and help build the profession.

- Work as a Practitioner** ⓘ
Working in a profession related to your certification
- Create Content** ⓘ
Authoring books or articles, creating webinars
- Give a Presentation** ⓘ
Preparing for and speaking or presenting
- Share Knowledge** ⓘ
Serving as a moderator, SME, or mentor
- Volunteer** ⓘ
Volunteering without compensation

6. 填写相关信息如下，其中 (Optional) 为选填项

Work as a Practitioner

[Dashboard](#) > [Report PDUs](#) > [Work as a Practitioner](#)

Professional Work Experience Information

Employer	<input type="text"/>
Job Title	<input type="text"/>
Responsibilities [Ⓞ] (optional)	<div><p>B <i>I</i> <u>U</u> ☰ ☰</p><div style="border: 1px solid #ccc; height: 150px; width: 100%;"></div></div>

0 / 5000 characters

依次填写《公司名称》
和《职称》

URL (optional)

Contact Person (optional)

Contact Phone (optional)

Contact Email (optional)

Date Started

Date Completed

依次填写项目《开始时间》和《结束时间》

PDU's Claimed ⓘ

PMP®

请填写PDU数量，建议多次少量申报PDU

By submitting this claim, I attest that the information I have provided is correct. I understand that any misrepresentation or incorrect information provided may result in disciplinary action, including suspension or revocation of my PMI certification and/or credential.

I agree this claim is accurate.

最后，勾选“我同意如上申报是准确的”，点击Submit提交

6. 点击PDU下拉菜单中的《Claim History》确认刚才申报的PDU是否成功

The screenshot shows the PMI PMP dashboard. The top navigation bar includes 'Dashboard', 'PDU's (highlighted with a red box), 'Exam Analysis', 'Course Catalog', 'Handbooks & Guides', and 'About PMI'. A dropdown menu is open under 'PDU's', with 'Claim History' (also highlighted with a red box) selected. A red callout bubble points to the 'PDU's Applied' column in the table below, containing the text: '以PDU Applied 这栏的数量为准'.

Date Completed	Activity	Status	Claim ID	PDU's Claimed	PDU's Approved	PDU's Applied
06 Oct 2020		Approved		35.00	35.00	35.00
14 Oct 2017		Approved		14.00	14.00	2.00

备注：如果此处 PDU's Applied 里的 PDU 数量和你所申报的不一致，说明有部分 PDU 不符合条件，例如：在过短的时间里申报了过多的 PDU，一般一天最多对应 8 个 PDU，建议拆分申报。

欢迎更多交流



[010 8429 9288](tel:01084299288)



Chinaoffice@pmi.org



www.pmi.org



www.chinapmi.org



Project
Management
Institute®



THANK YOU

