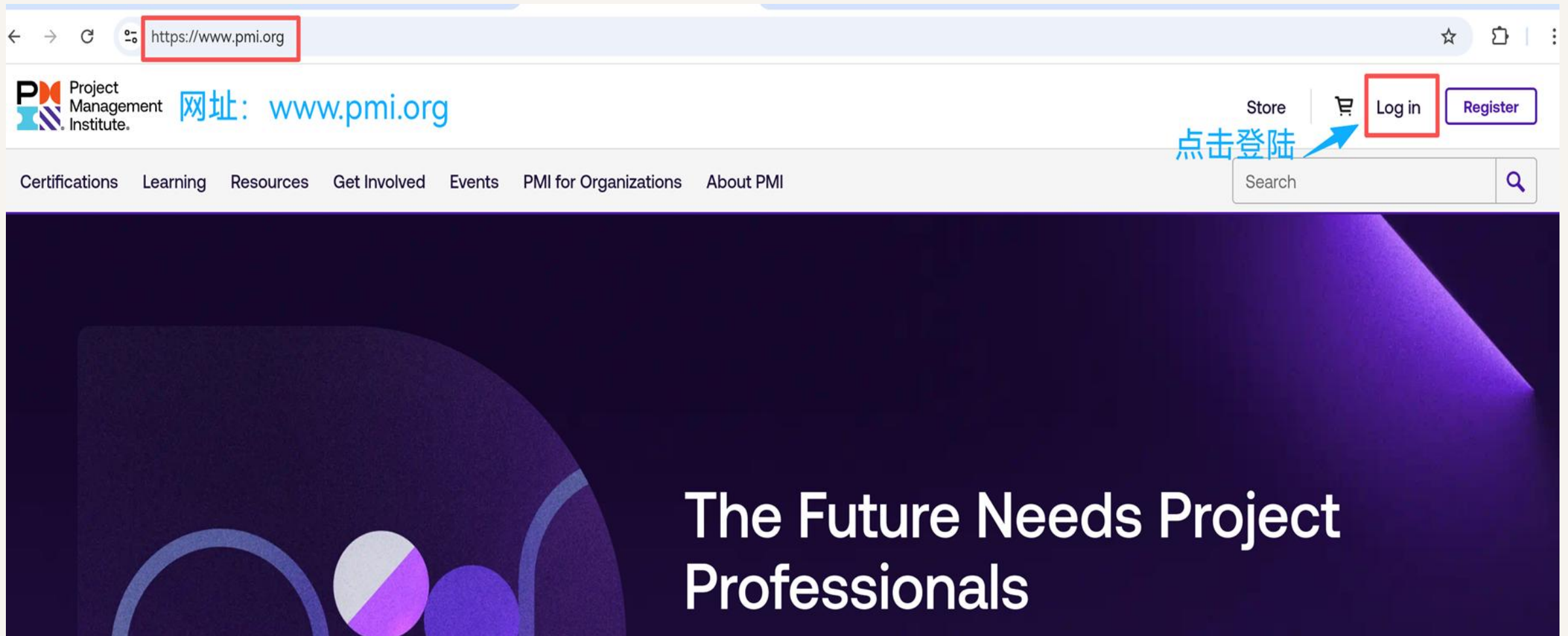


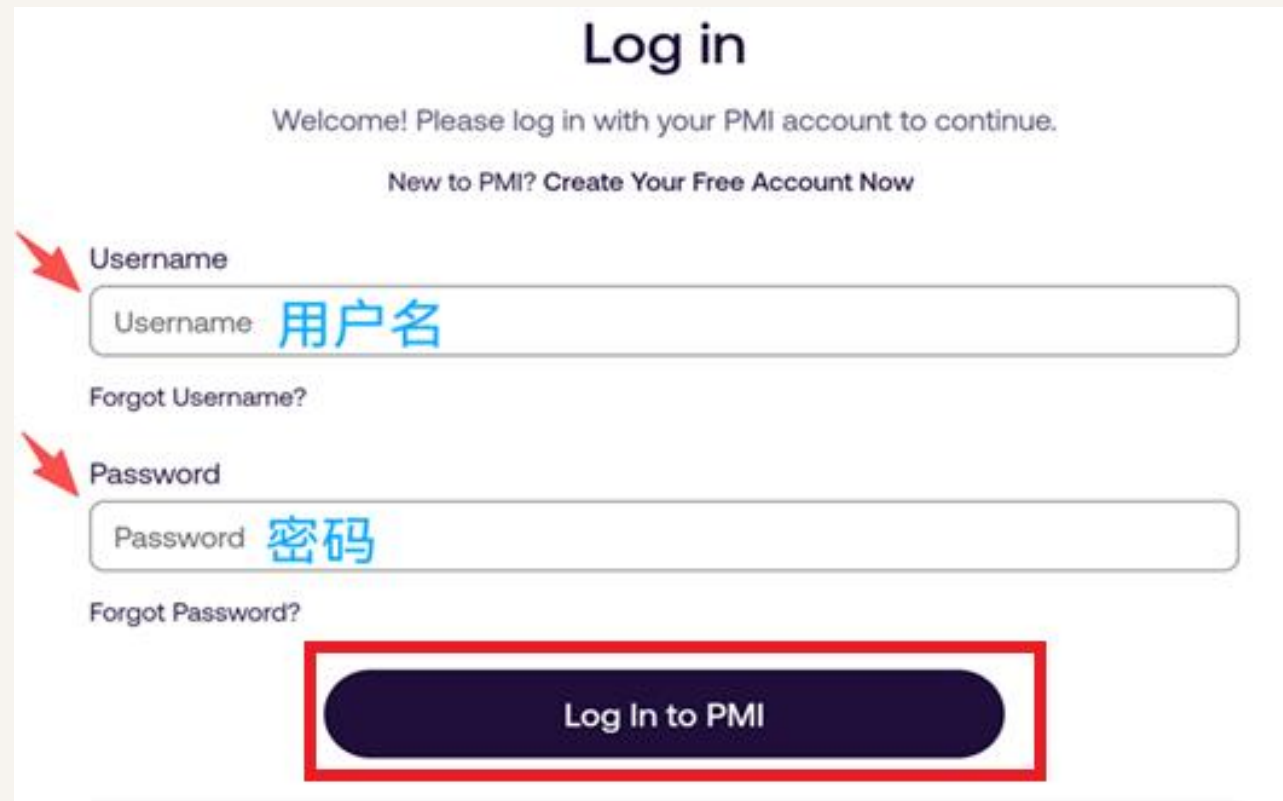
更改个人信息 & 电子缴费账单



1.打开www.pmi.org网站, 请点击右上角的《Log in》 登陆



2.输入用户名和密码，点击《Log in to PMI》



The image shows a login form for PMI. At the top, it says "Log in" and "Welcome! Please log in with your PMI account to continue." Below that, it says "New to PMI? Create Your Free Account Now". There are two input fields: "Username" and "Password". The "Username" field contains the text "用户名" (User Name) and the "Password" field contains the text "密码" (Password). Both fields are highlighted with red arrows. Below the "Password" field, there is a "Forgot Password?" link. At the bottom, there is a dark blue button with the text "Log In to PMI" highlighted by a red rectangular border.

Log in

Welcome! Please log in with your PMI account to continue.

New to PMI? Create Your Free Account Now

Username

Username 用户名

Forgot Username?

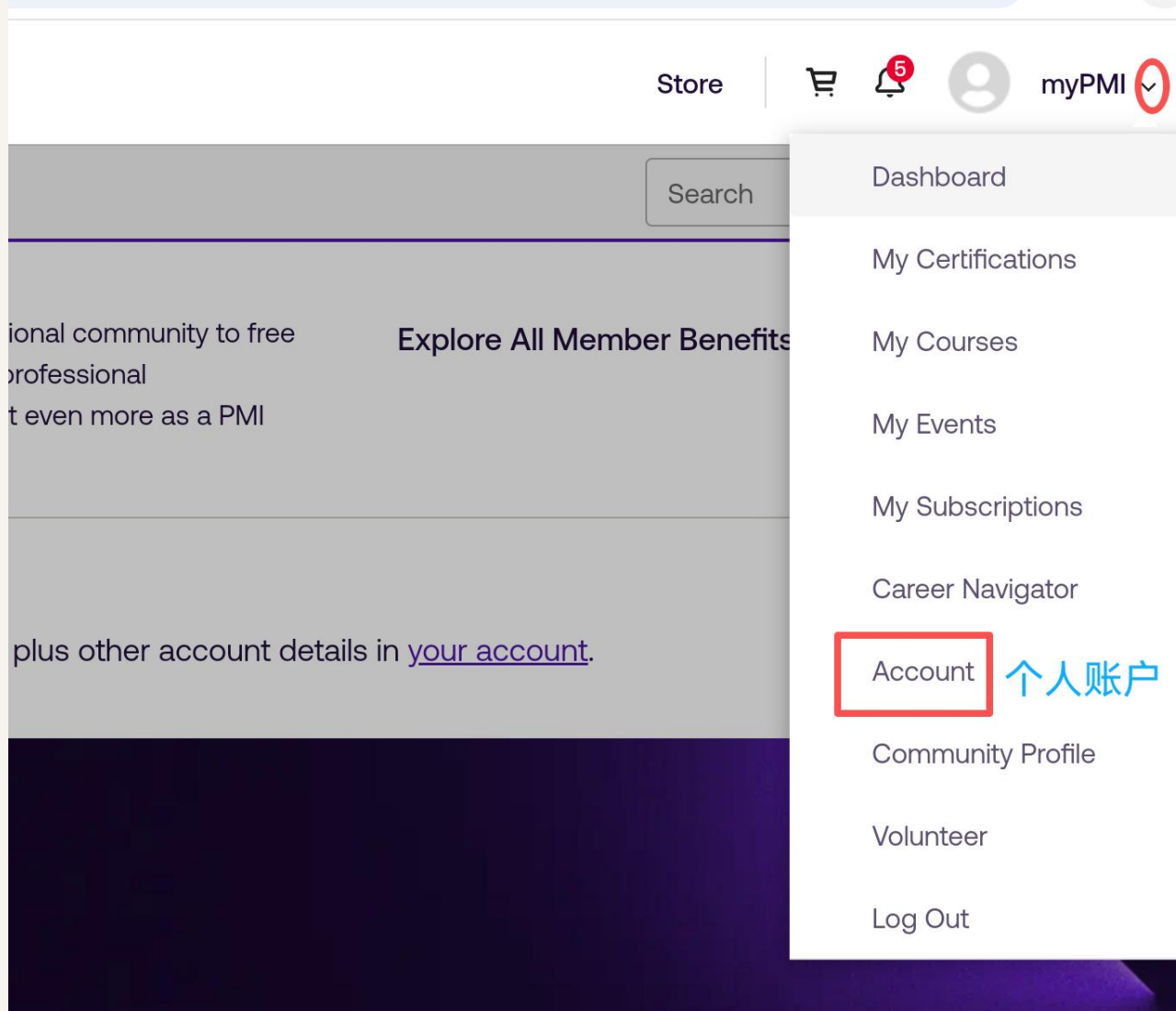
Password

Password 密码

Forgot Password?

Log In to PMI

3. 请点击右上角《My PMI》中的《Account》



4. 点击《Personal Information》

The screenshot displays the PMI user account interface. The top navigation bar includes the PMI logo, a search bar, and user account options like 'Store', 'Shopping Cart', 'Notifications', and 'myPMI'. The main navigation menu on the left lists 'Account', 'Personal Information', 'Communication Preferences', 'Payment Methods', and 'Order History'. The 'Personal Information' section is highlighted in the menu with a blue arrow and the Chinese text '个人信息'. The main content area shows the 'Personal Information' form, which is divided into three sections: 'General Information' (基本信息), 'Email' (电子邮件), and 'Addresses' (地址). The 'General Information' section contains fields for Name, Birthdate, Job Title, Organization, Industry, and Language Preference. The 'Email' section has a single field for the email address and a 'Cancel' button. The 'Addresses' section has an '+ Add Address' button. Red boxes highlight the 'Personal Information' menu item, the 'General Information' section header, and the 'Email' section header. Blue arrows point from the Chinese labels to their respective menu items and form sections.

5. 邮箱、手机号、地址均点击《Edit》编辑后Save保存

Email 电子邮件 修改

✓ Primary Edit

Email

[Redacted]

+ Add Email

Phone Numbers 电话 修改

✓ Primary Edit

Cell

+86 135 [Redacted]

请选择中国区域+86 手机号码

+ Add number

Addresses 地址 修改

✓ Primary Edit

北京市朝阳区太阳宫中路12A号, 太阳宫大厦11层1107室
北京市, BJ 1000000
China, Mainland

建议写中文地址, 格式省市+城市+街道

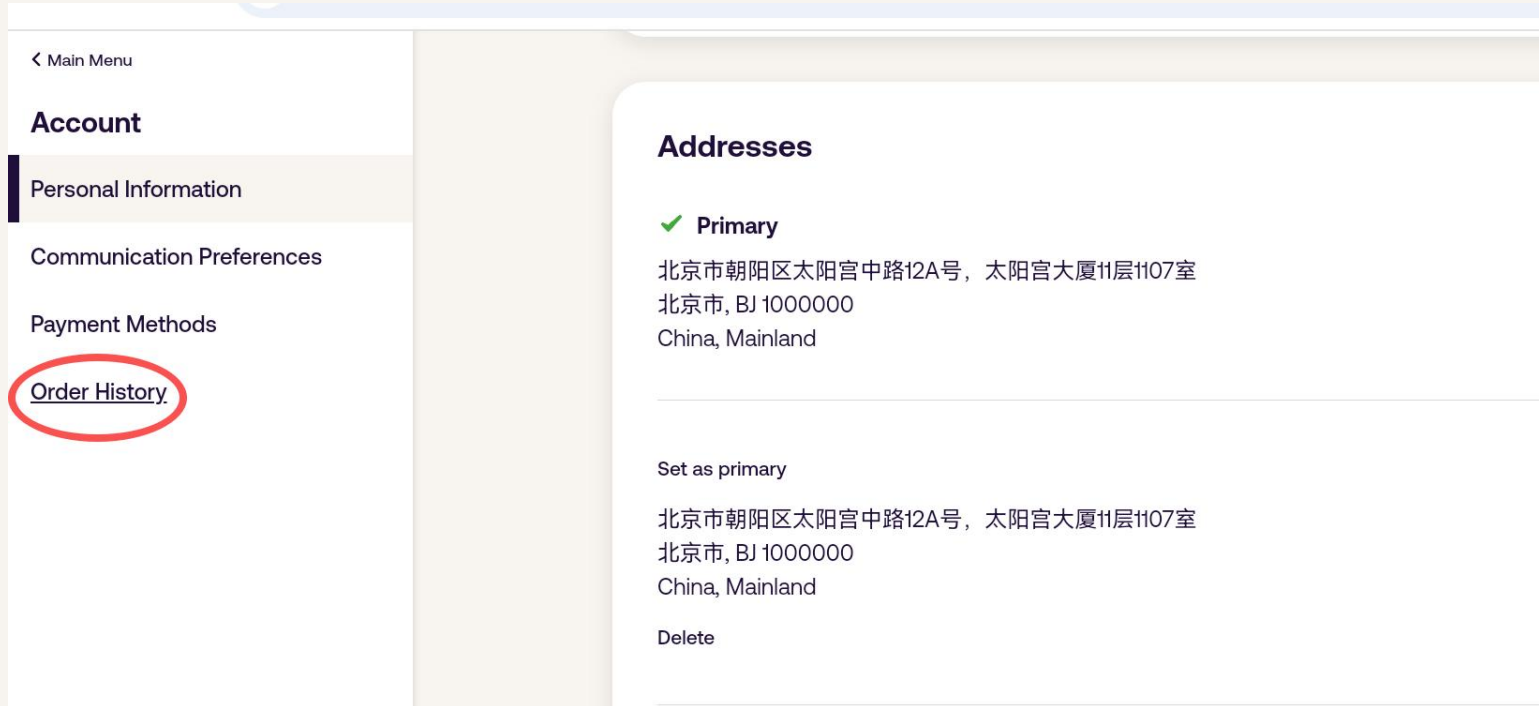
Set as primary Edit

北京市朝阳区太阳宫中路12A号, 太阳宫大厦11层1107室
北京市, BJ 1000000
China, Mainland

Delete

+ Add Address

6. 点击 《Order History》



The screenshot displays a user account management interface. On the left, a sidebar menu is visible with the following items: '< Main Menu', 'Account', 'Personal Information', 'Communication Preferences', 'Payment Methods', and 'Order History'. The 'Order History' item is highlighted with a red circle. The main content area on the right is titled 'Addresses' and shows a list of addresses. The first address is marked as 'Primary' with a green checkmark and contains the following text: '北京市朝阳区太阳宫中路12A号, 太阳宫大厦11层1107室', '北京市, BJ 1000000', and 'China, Mainland'. Below this, there is a 'Set as primary' option and a 'Delete' button.

7. 找到缴费日期，点击《View Details》下载电子账单

Order History

To view your Certification Order Receipts, go to your [Certification Order History](#).

2 Total

Order #	Order Placed	Status	View Details
29000087268	16 February 2023	Complete	View Details
Project Management Professional (PMP)® Certification Renewal			\$150.00
This total includes taxes, discounts, and shipping			Total: ¥1,024.00

根据日期下载

Order #	Order Placed	Status	View Details
002334920	26 October 2020	Complete	View Details
PMP (CITEF) Exam, PBT			\$555.00
This total includes taxes, discounts, and shipping			Total: \$0.00

ADVERTISEMENT

PDU Bundles
PMI Member
Savings

Instant Access
Learn Agile, PMOs, etc
Lowest Price per PDU
from **\$48**

60 PDU Bundle
only **\$288**



PMtraining

[View Bundles](#)



PMP考试官方
微信公众号



PMI官方
微信公众号



PMP考试官方
小红书



PMI官方
小程序



010 84629286



Chinaoffice@pmi.org

2026